

Number Line FRACTIONS


QR

CODE

FUN!

**CCSS:
3.NF.A.2**

24 Self-Checking Task Cards



Clip Art by JM Illustrations



QR CODE FUN

Your Title Contains:

- 24 QR code center or task cards
- A recording sheet to accompany the cards (Students can work on these during math stations or as a task for early finishers.)

**Have fun, the
learning will come!**

QR CODE HELP

How to Scan QR Codes

Using any smart phone, iPod, iPad, etc., search the word “scan” in the app store of the device. Several free options should be available. I prefer the app called [Scan](#). To read the QR code, just line up the corners of the scanner with its edges.

How to Make QR Codes

There are many free sites to create QR codes on the internet that I have not yet explored. One I do like and use often in my classroom is [qurify.com](#). At that site, you type in your message and click “Qurify.” From there you can either add to the print queue and then print or download as a png or jpg to open up in an electronic file.



Motivational Codes
By Tched Out Teacher



Bottle Cap QR Code Math
By FlapJack ER



QR Code Behavior Coupons
By FlapJack ER



Math Problem Mini Book
By FlapJack ER

Practice scanning QR codes
with these QR Code
Freebies!

1

What fraction belongs here on the number line?

A number line from 0 to 1 with a red dot at the midpoint. An arrow points to the red dot.

2

What fraction belongs here on the number line?

A number line from 0 to 1 with tick marks at $\frac{2}{4}$ and $\frac{3}{4}$. A red dot is placed between 0 and $\frac{2}{4}$. An arrow points to the red dot.

3

What fraction belongs here on the number line?

A number line from 0 to 1 with two tick marks between 0 and 1. A red dot is placed between the second and third tick marks. An arrow points to the red dot.

4

What fraction belongs here on the number line?

A number line from 0 to 1 with tick marks at $\frac{2}{5}$, $\frac{3}{5}$, and $\frac{4}{5}$. A red dot is placed between 0 and $\frac{2}{5}$. An arrow points to the red dot.

5

What fraction belongs here on the number line?

0 $\frac{2}{3}$ 1

6

What fraction belongs here on the number line?

0 1

7

What fraction belongs here on the number line?

0 1

8



What fraction belongs here on the number line?

0 1

9

What fraction belongs here on the number line?



A number line from 0 to 1 is divided into 5 equal intervals by 4 black dots. A red dot is placed at the first interval from 0. An arrow points to this red dot.



10

What fraction belongs here on the number line?



A number line from 0 to 1 is divided into 5 equal intervals by 4 black dots. A red dot is placed at the second interval from 0. An arrow points to this red dot.



11

What fraction belongs here on the number line?



A number line from 0 to 1 is divided into 5 equal intervals by 4 black dots. A red dot is placed at the third interval from 0. An arrow points to this red dot.



12

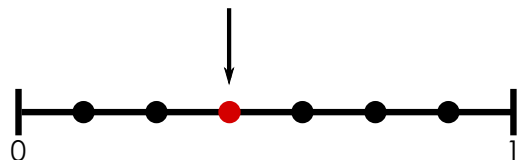
What fraction belongs here on the number line?

A number line from 0 to 1 is divided into 5 equal intervals by 4 black dots. A red dot is placed at the fourth interval from 0. An arrow points to this red dot.



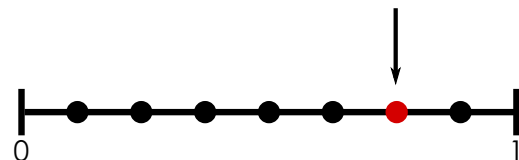
13

What fraction belongs here on the number line?



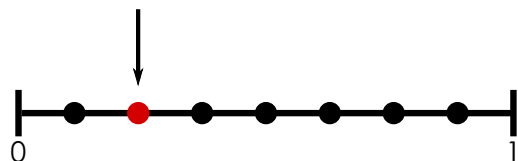
14

What fraction belongs here on the number line?



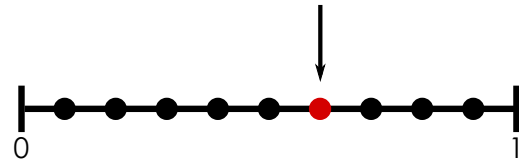
15

What fraction belongs here on the number line?



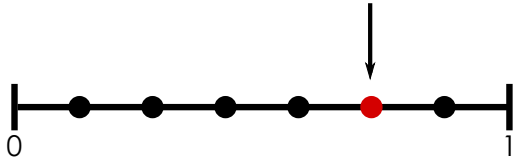
16

What fraction belongs here on the number line?



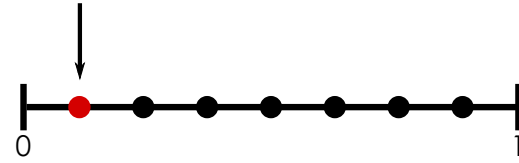
17

What fraction belongs here on the number line?



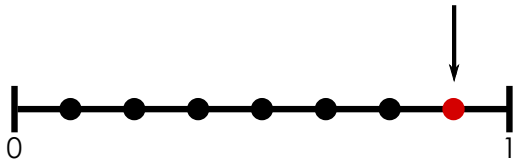
18

What fraction belongs here on the number line?



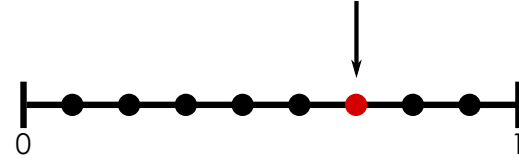
19

What fraction belongs here on the number line?



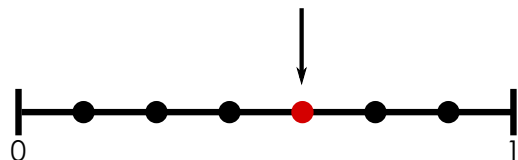
20

What fraction belongs here on the number line?



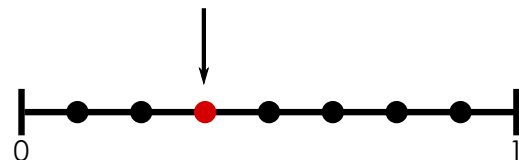
21

What fraction belongs here on the number line?



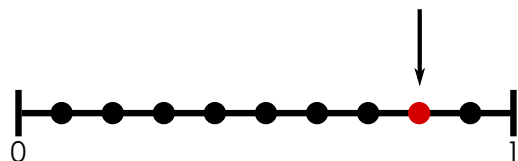
22

What fraction belongs here on the number line?



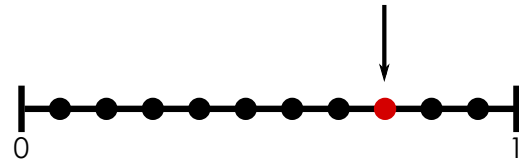
23

What fraction belongs here on the number line?



24

What fraction belongs here on the number line?



Name: _____ Date: _____

Number Line Ninjas



- 1) Use the numbered boxes below to answer the problem on each card.
- 2) Scan the QR code on each card to check your answer.
- 3) Shade/Color in the ninja if you are correct. If not, leave him blank.

1)	
2)	
3)	
4)	
5)	
6)	
7)	
8)	

9)	
10)	
11)	
12)	
13)	
14)	
15)	
16)	

17)	
18)	
19)	
20)	
21)	
22)	
23)	
24)	

Name: _____ Date: _____

Number Line Ninjas



- 1) Use the numbered boxes below to answer the problem on each card.
- 2) Scan the QR code on each card to check your answer.
- 3) Shade/Color in the ninja if you are correct. If not, leave him blank.

1)	
2)	
3)	
4)	
5)	
6)	
7)	
8)	

9)	
10)	
11)	
12)	
13)	
14)	
15)	
16)	

17)	
18)	
19)	
20)	
21)	
22)	
23)	
24)	



Thanks for looking!
Click on a petal for
more info. on
FlapJack
Educational Resources.